

**BEFORE THE HON'BLE NATIONAL GREEN TRIBUNAL,
PRINCIPAL BENCH, NEW DELHI**

ORIGINAL APPLICATION NO. 721 OF 2024

IN THE MATTER OF:

News Item titled “गंगा नदी सेकम हुए जल आपूर्तितो आगरा वालोंको याद आई यमुना, नदी की ये तस्वीर बयां कर रही बेहाली का ददि” appearing in News 18 dated 12.05.2024

INDEX

S. NO.	PARTICULARS	PAGE NO.
1.	Affidavit on behalf of Respondent No. 2, U.P. Pollution Control Board	1-11
2.	ANNEXURE R2/1: A copy of the letter dated 09.08.2024 sent by UPPCB to General Manager, Jalkal Vibhag, Municipal Corporation, Agra	12-13
3.	ANNEXURE R2/2: A copy of letter dated 18.09.2024 received from General Manager, Jalkal Vibhag, Municipal Corporation, Agra	14-18
4.	ANNEXURE R2/3: A copy of the analysis report of Yamuna River and Ganga River.	19
5.	ANNEXURE R2/4: A copy of the analysis report of 144 MLD conventional WTP and 144 MLD MBBR WTP at Sikandra for the months of July to September-2024	20-28

6.	ANNEXURE R2/5: A copy of the letter dated 08.05.2024 sent to the Principal Secretary, Department of Irrigation, U.P.	29
7.	ANNEXURE R2/6: A copy of letter dated 13.05.2024 sent to Editors of daily newspapers Amar Ujala, Danik Jagran and Hindustan regarding denial of news.	30
8.	ANNEXURE R2/7: A copy of the analysis report by UPPCB showing Physico chemical and Bacteriological Characteristics of River Yamuna at different sampling points in Agra for the months of January to August 2024	31-32

THROUGH

DATE: 21.09.2024
PLACE: NEW DELHI



STHAVI ASTHANA
ADVOCATE FOR UPPCB
C1/131 MOTI BAGH, SHANTI PATH,
NEW DELHI-110021
(M): 9711116034
(E): STHAVIASTHANA@GMAIL.COM

BEFORE THE HON'BLE NATIONAL GREEN TRIBUNAL,
PRINCIPAL BENCH, NEW DELHI

ORIGINAL APPLICATION NO. 721 OF 2024

IN THE MATTER OF:

News Item titled "गंगा नदी से कम हुए जल आपूर्ति तो आगरा वालों को याद आई यमुना, नदी की ये तस्वीर बयां कर रही बेहाली का दर्द" appearing in News 18 dated 12.05.2024

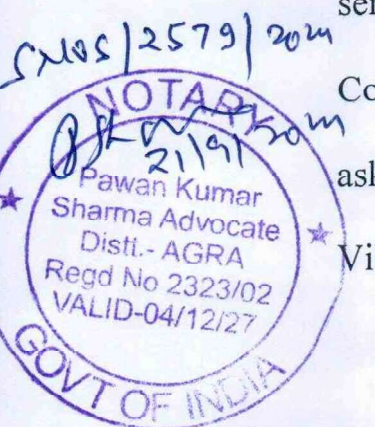

AFFIDAVIT ON BEHALF OF RESPONDENT NO. 2, U. P.
POLLUTION CONTROL BOARD

I Dr. Vishwanath Sharma aged about 47 years, S/o Late Dr. Manoranjan Sharma, presently at Agra, do hereby solemnly affirm and state as under:

1. That I am Regional Officer of Uttar Pradesh Pollution Control Board (here in after "UPPCB"), Agra. I say that I am fully conversant with the facts of the case and am competent and authorised to swear the present Affidavit.

That the Hon'ble Tribunal vide order dated 03.07.2024 in the captioned matter had issued notice to the Respondents and directed filing of response.

3. That in compliance with the directions of Hon'ble NGT, UPPCB had sent a letter to General Manager, Jalkal Vibhag, Municipal Corporation, Agra vide letter no. 467/L-271/2024 dt. 09.08.2024 asking for information regarding supply of drinking water by Jalkal Vibhag to Agra city as per demand.




A copy of the letter dated 09.08.2024 sent by UPPCB to General Manager, Jalkal Vibhag, Municipal Corporation, Agra is annexed hereto and marked as **ANNEXURE R2/1**.

4. General Manager, Jalkal Vibhag, Municipal Corporation, Agra vide letter dated 18.09.2024 informed UPPCB that Agra is one of the first cities in India to implement a piped water supply system, dating back to 1890, with the construction of conventional treatment plants to treat water from the Yamuna River. Two such plants, with capacities of 144 MLD and 225 MLD, were constructed in the Agra municipal area to supply treated water to the public through physio-chemical processes. A copy of letter dated 18.09.2024 received from General Manager, Jalkal Vibhag, Municipal Corporation, Agra is annexed hereto and marked as **ANNEXURE R2/2**.

5. However, due to rapid urbanization and depletion of freshwater sources, the quality of Yamuna water has significantly deteriorated. As highlighted in point 3 of the court's order, the Uttar Pradesh Pollution Control Board has classified Yamuna water under Category "D," indicating that it is unfit for drinking. The pollution levels have exceeded the capacity of conventional treatment plants to adequately treat the water.

सब्स/2579/20^म




6. That in 2005, a study was conducted to compare the raw water quality of Yamuna River at Agra and Ganga River at Mat branch, Mathura. The results, compared to the permissible limits for treatment using conventional water treatment plants, are as follows:

Characteristics	Units	Permissible Limit of treatment using Conventional WTP as per CPCB & BIS	Ganga Water at Mathura (Mat Branch)	Yamuna River at Agra
pH	-	6.5 – 8.5	8.75	7.1 - 8.28
Chloride	mg/L	600	16	264
TDS	mg/L	2000	190	250 - 1400
BOD	mg/L	<3.0	0.6	7.0 - 26.0
COD	mg/L	<10.0	5.1	27 - 83
NH3-N	mg/L	-	-	18

It was found that Ganga water could be treated using the existing conventional plants in Agra. The copy of the analysis report of Yamuna River and Ganga River is marked as **ANNEXURE R2/3**

7. To resolve Agra's long-term drinking water supply challenges, a high-level meeting was held in 2005 under the chairmanship of the Cabinet Secretary, Government of India. It was decided that 150 cusecs (367 MLD) of water from the Tehri Dam, would be allocated to Agra and Mathura. Of this, 140 cusecs (342 MLD) were designated for Agra, while 10 cusecs (25 MLD) were allocated to Mathura. Ganga water is



now conveyed to the conventional water treatment plants at Sikandra (144 MLD capacity) and Jeoni Mandi (225 MLD capacity) through a 150 km pipeline from the sedimentation tank at the Upper Ganga Canal. Which is being treated at the Sikandra and Jeoni Mandi water treatment plants since December 2018, providing safe drinking water to the public. The water quality parameters achieved by the plants are as follows:


Characteristics	Units	Treated water values	As per 10500 : 2012	
			Acceptable limit	Permissible limit in the absence of Alternate source
Turbidity	NTU	0.4 - 0.5	1	5
pH	-	7.4 - 7.5	6.5 - 8.5	No relaxation
TDS	mg/L	110 - 150	500	2000
Chlorine Residual	mg/L	0.2	0.2	1

A copy of the analysis report of 144 MLD conventional WTP and 144

MLD MBBR WTP at Sikandra for the months of July to September-


2024 is marked as **ANNEXURE R2/4**.

8. That in contrast, the complex quality of Yamuna water characterized by low BOD but high ammoniacal nitrogen levels require biological treatment, which is beyond the capacity of conventional water treatment plants.



9. That an advanced water treatment plant was designed to treat the Yamuna water, incorporating biological treatment followed by membrane filtration. This plant utilizes Moving Bed Biofilm Reactor (MBBR) technology for BOD and ammonia removal, followed by Continuous Membrane Filtration (CMF). The water is then disinfected in a chlorine contact tank to make it potable. A 0.1 MLD pilot plant was firstly constructed in the year 2005 to test the treatment process, and necessary corrections were made to ensure compliance with standards specified in the CPHEEO manual and ISO standards.
10. That after the successful testing of 0.1 MLD pilot plant for treating the Yamuna water, the advanced 144MLD capacity water treatment plant was successfully constructed and commissioned on June 30, 2014, and has been supplying treated Yamuna water to Agra since June 30, 2014. The water quality parameters achieved by the MBBR plant are as follows:


Characteristics	Units	Treated water values	As per 10500 : 2012	
			Acceptable limit	Permissible limit in the absence of Alternate source
Alkalinity	mg/L	120 - 150	200	600
Colour	PtCo	2.0 - 4.0	5	15
BOD	mg/L	1	2	No relaxation



NH3-N	mg/L	0.2 - 0.4	2	No relaxation
Chlorine Residual	mg/L	0.2	0.2	1

Thus, both Yamuna and Ganga River waters are being effectively treated using appropriate technologies tailored to each source.

11. That in compliance with the instruction of the District Magistrate and Municipal Commissioner, a site visit was made to the exit point of Upper Ganga Canal at Bhim Gauda Barrage, Haridwar from 14.05.2024 to 15.05.2024 and communication has been done with the administrative engineers from the Irrigation and Water Resources Department to ascertain the impact on the discharge of Upper Ganga Canal during the 45 days shutdown of Tehri Dam, as well as the impact on the 150 Cusecs of Ganga water supplied to Agra city. Executive Engineer, Irrigation and water resource department, Northern Ganga Canal informed that *"the Ganga River primarily originates from two sources - the Bhagirathi River and the Alaknanda River, merging at Dev Prayag. Alaknanda River contributes around 75-80% of the total flow of the Ganga, while the Bhagirathi River contributes 20-25%. Even if the Bhagirathi River stops flowing in June, a significant portion will still receive water from the Alaknanda River. This capacity can be further enhanced by utilizing storage tanks constructed on the Alaknanda River. Additionally, it was noted that the commencement of the monsoon season in the mountainous regions of Uttarakhand in*



June would mitigate any significant impact of the shutdown of water discharge from the Tehri Dam. It was assured by the visit and with the discussions with officials from Irrigation Department that despite the 45-day shutdown at the Tehri Dam, Agra city will continue to receive 150 cusecs of water, with occasional disruptions for a few hours."

12. That accordingly, as per the above discussions, during the shutdown period of the Tehri Dam from 15-05-2024 to 30-06-2024, there was a temporary unavailability of Ganga water for only 24 hours, which was restored thereafter. In this regard, a letter dated 08.05.2024 was also sent by Municipal Commissioner, Agra to the Principal Secretary, Department of Irrigation, U.P requesting them to ensure sufficient flow of Ganga water in the upper Ganga canal in view of maintaining smooth water supply in Agra city.

A copy of the letter dated 08.05.2024 sent by Municipal Commissioner, Agra to the Principal Secretary, Department of Irrigation, U.P is marked as **ANNEXURE R2/5**.

13. That in relation to the news item published in the edition of the News18 dt. 12.05.2024 and in the daily newspaper Amar Ujala on dt. 13.05.2024, letter dated 13.05.2024 has been issued as denial in various News Papers and informed that under the Agra water supply (Ganga Jal) project, Ganga water is obtained from upper Ganga canal




(Palra district Bulandshar) and used for water supply from Sikandra Jalkal and Jeoni Mandi Jalkal.

A copy of the letter dated 13.05.2024 sent to editors is marked as **ANNEXURE R2/6**.

14. In view of the said shortage, the followings alternative arrangement was made-

- a. During the monsoon season, high silt content in the Ganga water canal caused by soil erosion in the river's upper catchment results in periodic closures by the irrigation department for few days. During these intervals, the quality of Yamuna water improves, allowing it to be treated using conventional water treatment plants. Yamuna water is treated at the Jeoni Mandi plant to maintain the city's water supply during these periods. The observed raw water quality during the monsoon period is as follows:




Characteristics	Units	Raw water inlet
Alkalinity	mg/L	300 - 320
Turbidity	NTU	150 - 220
BOD	mg/L	2.0 - 8.0
NH3-N	mg/L	5.0- 6.0

- b. Additionally, under normal conditions, the advanced water treatment plant at Sikandra supplies approximately 80 MLD of treated water daily. During water crises, the plant operates at its full

capacity of 144 MLD to compensate for any shortfall in Ganga water supply, ensuring that Agra's water demand is consistently met.

This approach ensures the effective management of potential water crises in Agra during short-term disruptions.


15. That during the shutdown period of the Tehri Dam from 15-05-2024 to 30-06-2024, there was a temporary unavailability of Ganga water for only 24 hours, which was restored thereafter. Additionally, based on available data since the commissioning of the 150 km pipeline from the sedimentation tank at the Upper Ganga Canal in Dec-2018, the maximum shutdown of water from Tehri lasted for 24-48 hours.
16. That as mentioned earlier, the Yamuna water supplied to the citizens of Agra undergoes advanced treatment using Moving Bed Biofilm Reactor (MBBR) technology followed by CMF, making it fit for drinking as per the standards of IS 10500:2012.
17. That it is also to be noted that a strategic and multi-faceted approach have been taken to ensure the continued supply of potable water to the citizens of Agra, and we are effectively managing water quality and supply despite the challenges posed by pollution, seasonal disruptions, and growing urban demand. The advanced technologies employed, including biological treatment and membrane filtration, have allowed



us to treat even the complex quality of Yamuna water and ensure it meets potable water standards.

18. That our proactive measures, such as increasing plant capacity during crises and utilizing alternative sources, when necessary, have proven successful in mitigating potential water shortages. Through these initiatives, we remain committed to delivering safe and clean drinking water to Agra's residents, while complying with environmental norms and upholding the principles of sustainable water management.

19. That Regional Office, U.P Pollution Control Board, Agra is regularly monitoring and analyzing the surface water samples of river Yamuna at three locations namely (1) Up Stream Kailash Ghat, (2) Mid- Stream at Water Works and (3) Down Stream at Dussehra Ghat. As per the analysis reports of River Yamuna during January- 2024 to July- 2024 the Dissolved Oxygen (D.O) ranges between 5.9 to 7.4 mg/l, Biological Oxygen Demand (B.O.D) ranges between 6.4 to 11.2 mg/l, Chemical Oxygen Demand (C.O.D) ranges between 13.0 to 30.0 mg/l and Total Coliform ranges between 9200 to 43000 MPN/100ml which clearly indicates that in Agra River Yamuna falls in Category D (Propagation of Wild life and Fisheries) as per the CPCB guidelines for water quality management. A copy of the analysis report by UPPCB showing Physico chemical and Bacteriological Characteristics



of River Yamuna at different sampling points in Agra for the months of January to August 2024 is marked as ANNEXURE R2/7.

20. That the above response of Uttar Pradesh Pollution Control Board is submitted before Hon'ble Tribunal for kind perusal and consideration.

[Handwritten Signature]

DEPONENT

VERIFICATION:

Verified at Agra on this 21st day of September, 2024 that the contents of the above affidavit are true and correct to the best of my knowledge and belief and nothing material has been concealed therefrom.

5/25/24/2024
Explained to Shi. Dr. Vishwanath Sharma
Read by *[Signature]* as Regional officer UP PCB
who understood the contents
solemnly affirmed & declare on
oath on 21/9/2024
at Agra
Identified by *[Signature]*

[Handwritten Signature]

DEPONENT





क्षेत्रीय कार्यालय, उ०प्र० प्रदूषण नियंत्रण बोर्ड,
भवन सं० 14, सेक्टर 3बी, आवास विकास सिकन्दरा योजना, आगरा।

पत्रांक - 467 / L-271 / 2024

दिनांक - 09/08/2024

मा० एन०जी०टी० प्रकरण

सेवा में,

महाप्रबन्धक,
जलकल विभाग,
आगरा नगर निगम,
आगरा।

विषय:- मा० राष्ट्रीय अधिकरण, नई दिल्ली में योजित ओ०ए० सं० 721/2024 (News Item Titled "गंगा नदी में कम हुए जल आपूर्ति तो आगरा वालों को याद आई यमुना, नदी की ये तस्वीर बर्यो कर रही बेहाली का दर्द") appearing in News18 dated 12.05.2024 में पारित आदेश दिनांक 03.07.2024 के अनुपालन के सम्बन्ध में।

महोदय,

कृपया उपरोक्त विषयक मा० राष्ट्रीय हरित अधिकरण, नई दिल्ली द्वारा उपरोक्त प्रकरण में पारित आदेश दिनांक 03.07.2024 का संदर्भ ग्रहण करने का कष्ट करें। मा० राष्ट्रीय हरित अधिकरण द्वारा दैनिक समाचार पत्र News18 में प्रकाशित खबर दिनांक 12.05.2024 का स्वतः संज्ञान लेते हुये दिनांक 03.07.2024 को आदेश पारित किये गये है जिसके मुख्य अंश निम्नवत् है:-

"3. The news item states that water of Yamuna River is not fit for drinking at all. This has also been stated in the water quality report of Uttar Pradesh Pollution Control Board. In the report, Yamuna has been included in D category which is suitable only for fish farming and irrigating forests. The article highlights that Agra gets 140 cusecs of water from Palda Fall of Bulandshahr through Upper Ganga Canal. The quality of water of river Ganga is better here with the water soluble 2 oxygen being 10 and biochemical oxygen demand (BOD) being 1.40. Total coliform in Ganga water is 280 million per 100 ml. But on the contrary, the water of Yamuna River in Agra is 100 times more polluted than the water of Ganga. Leave alone drinking, this water is not even suitable for bathing.

4. The news item states that in this scorching heat, more than 5 lakh people of the city will have to face water crisis, this crisis may have to be faced not for one or two days but for 45 days. During this period, the supply of Ganga water coming to the city will be stopped, thus affecting the water supply system of Agra.

5. The news item indicates violation of the provisions of the Water (Prevention and Control of Pollution) Act, 1974 and the Environment Protection Act, 1986.

8. Hence, we implead the following as respondents in the matter:

i. Central Pollution Control Board, Through its Member Secretary Parivesh Bhawan, East Arjun Nagar, Delhi-110032

ii. Uttar Pradesh State Pollution Control Board, Through its Member Secretary Building.No. TC-12V 3 Vibhuti Khand, Gomti Nagar Lucknow - 226010

iii. Director General, National Mission for Clean Ganga 1st Floor, Major Dhyan Chand National Stadium India Gate, New Delhi - 110002

iv. Ministry of Environment, Forest & Climate Change, Regional Office Integrated Regional Office, Kendriya Bhawan, 5th Floor, Sector "H", Aliganj, Lucknow - 226020

v. District Magistrate, Agra Collectorate Agra

9. Let notice be issued to the above respondents for filing their response at least one week before the next date of hearing.

10. List on 25.09.2024"

उपरोक्त प्रकरण में राज्य प्रदूषण नियंत्रण बोर्ड एवं जिलाधिकारी महोदय आगरा द्वारा रेसपॉन्स दाखिल किया जाना है।

अतः आपसे अपेक्षा है कि आगरा शहर में जलकल प्रथम, जीवनी मण्डी एवं जलकल द्वितीय, सिकन्दरा द्वारा की जा रही जलापूर्ति के सम्बन्ध में विस्तृत विवरण "अंग्रेजी भाषा में" (जिसमें आगरा शहर में जलापूर्ति की मांग एवं मांग के सापेक्ष की जा रही जलापूर्ति का विवरण) तत्काल इस कार्यालय को उपलब्ध कराने का कष्ट करें।

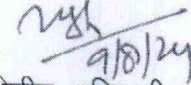
भवदीय



(डा० विश्वनाथ शर्मा)
क्षेत्रीय अधिकारी

प्रतिलिपि:-

1. नगर आयुक्त महोदय, नगर निगम, आगरा को सूचनार्थ सादर प्रेषित।
2. मुख्य पर्यावरण अधिकारी(वृत्त-4), उ०प्र० प्रदूषण नियंत्रण बोर्ड, लखनऊ को सूचनार्थ सादर प्रेषित।



क्षेत्रीय अधिकारी

dc



कार्यालय महाप्रबन्धक, जलकल विभाग, नगर निगम, आगरा
OFFICE OF THE GENERAL MANAGER, JALKAL VIBHAG, NAGAR NIGAM, AGRA

दूरभाष नं० : 0562-2620382
ई-मेल : jalkalagra@gmail.com

पत्रांक 849/NGT/05

दिनांक 18/09/2024

सेवा में,

क्षेत्रीय अधिकारी,
उ०प्र० प्रदूषण नियंत्रण बोर्ड,
भवन सं०-14, सेक्टर-3बी,
आवास विकास सिकन्दरा योजना,
आगरा।


विषय :- मा० राष्ट्रीय अधिकरण, नई दिल्ली में योजित ओ०ए० नं० 721/2024 (News Item Titled "गंगा नदी में कम हुए जल आपूर्ति तो आगरा वालों को याद आई यमुना, नदी की ये तस्वीर बयों कर रही बेहाली का दर्ज) appearing in News18 dated 12-05-2024 में पारित आदेश दिनांक 03-07-2024 के अनुपालन के सम्बन्ध में।

महोदय,

उपरोक्त विषयक स्वकीय पत्र सं०-467/L-271/2024 दिनांक 09-08-2024 का सन्दर्भ ग्रहण करने का कष्ट करें, जिसमें मा० राष्ट्रीय हरित अधिकरण, नई दिल्ली द्वारा उपरोक्त प्रकरण में पारित आदेश दिनांक 03-07-2024 के क्रम में आगरा शहर में जलकल प्रथम जीवनी मण्डी एवं जलकल द्वितीय सिकन्दरा द्वारा की जा रही जलापूर्ति के सम्बन्ध में विस्तृत विवरण उपलब्ध कराने की अपेक्षा की गयी है।

उक्त के क्रम में मा० राष्ट्रीय हरित अधिकरण, नई दिल्ली द्वारा पारित आदेश दिनांक 03-07-2024 में वर्णित जलकल विभाग से सम्बन्धित बिन्दु सं०-2 व 4 की आख्या संलग्न कर प्रेषित की जा रही है।

संलग्नक-उपरोक्तानुसार,

भवदीय

महाप्रबन्धक,

जलकल विभाग, आगरा।

पृ०सं० / तदैव / तददिनांक
प्रतिलिपि :- निम्नलिखित को सादर सूचनार्थ प्रेषित-

1. नगर आयुक्त महोदय, नगर निगम, आगरा।
2. मुख्य पर्यावरण अधिकारी(वृत्त-4, उ०प्र० प्रदूषण नियंत्रण बोर्ड, लखनऊ।

महाप्रबन्धक,
जलकल विभाग, आगरा।

Compliance report on OA No. 721 of 2024 news item title "गंगा नदी में कम हुए जल आपूर्ति तो आगरा वालों को याद आई यमुना, नदी की ये तस्वीर बयों कर रही बेहाली का दर्द" appearing in News 18 dated 12.05.2024.

In compliance with the directions provided by the Hon'ble National Green Tribunal, the following facts and figures need to be informed as stated below-

Agra is one of the first cities in India to implement a piped water supply system, dating back to 1890, with the construction of conventional treatment plants to treat water from the Yamuna River. Two such plants, with capacities of 144 MLD and 225 MLD, were constructed in the Agra municipal area to supply treated water to the public through physio-chemical processes.

However, due to rapid urbanization and depletion of freshwater sources, the quality of Yamuna water has significantly deteriorated. As highlighted in point 3 of the court's order, the Uttar Pradesh Pollution Control Board has classified Yamuna water under Category "D," indicating that it is unfit for drinking. The pollution levels have exceeded the capacity of conventional treatment plants to adequately treat the water.

In 2005, a study was conducted to compare the raw water quality of both the Yamuna and Ganga rivers. The results, compared to the permissible limits for treatment using conventional water treatment plants, are as follows:

Characteristics	Units	Permissible Limit of treatment using Conventional WTP as per CPCB & BIS	Ganga Water at Mathura (Mat Branch)	Yamuna River at Agra
pH	-	6.5 - 8.5	8.75	7.1 - 8.28
Chloride	mg/L	600	16	264
TDS	mg/L	2000	190	250 - 1400
BOD	mg/L	<3.0	0.6	7.0 - 26.0
COD	mg/L	<10.0	5.1	27 - 83
NH3-N	mg/L	-	-	18

It was determined that Ganga water could be treated using the existing conventional plants in Agra. In contrast, the complex quality of Yamuna water characterized by low BOD but high ammoniacal nitrogen levels requires biological treatment, which is beyond the capacity of conventional water treatment plants.

Use of Ganga water as a source of drinking

To resolve Agra's long-term drinking water supply challenges, a high-level meeting was held in 2005 under the chairmanship of the Cabinet Secretary, Government of India. It was decided that 150 cusecs (367 MLD) of water from the Tehri Dam, located on the Upper Ganga Canal, would be allocated to Agra and Mathura. Of this, 140 cusecs (342 MLD) were designated for Agra, while 10 cusecs (25 MLD) were allocated to Mathura. Ganga water is now conveyed to the conventional water treatment plants at Sikandra (144 MLD capacity) and Jeoni Mandi (225 MLD capacity) through a 150 km pipeline from the sedimentation tank at the Upper Ganga Canal.

CPB...

Ganga water has been treated at the Sikandra and Jeoni Mandi plants since December 2021, providing safe drinking water to the public. The water quality parameters achieved by the plants are as follows:

Characteristics	Units	Treated water values	As per 10500 : 2012	
			Acceptable limit	Permissible limit in the absence of Alternate source
Turbidity	NTU	0.4 - 0.5	1	5
pH	-	7.4 - 7.5	6.5 - 8.5	No relaxation
TDS	mg/L	110 - 150	500	2000
Chlorine Residual	mg/L	0.2	0.2	1

The projected population and water demand of Agra indicate that the Ganga water allocation alone is insufficient to meet the city's needs. Therefore, a combined supply of 342 MLD of Ganga water and 169 MLD of Yamuna water was planned.

Use of Yamuna water as a source of Drinking

An advanced water treatment plant was designed to treat the Yamuna water, incorporating biological treatment followed by membrane filtration. This plant utilizes Moving Bed Biofilm Reactor (MBBR) technology for BOD and ammonia removal, followed by Continuous Membrane Filtration (CMF). The water is then disinfected in a chlorine contact tank to make it potable. A 0.1 MLD pilot plant was firstly constructed to test the treatment process, and necessary corrections were made to ensure compliance with standards specified in the CPHEEO manual and ISO standards.

After the successful testing of 0.1 MLD pilot plant for treating the Yamuna water, the advanced treatment plant was planned and successfully constructed and commissioned on June 30, 2014, and has been supplying treated Yamuna water to Agra since then. The water quality parameters achieved by the MBBR plant are as follows:

Characteristics	Units	Treated water values	As per 10500 : 2012	
			Acceptable limit	Permissible limit in the absence of Alternate source
Alkalinity	mg/L	120 - 150	200	600
Colour	PtCo	2.0 - 4.0	5	15
BOD	mg/L	1	2	No relaxation
NH3-N	mg/L	0.2 - 0.4	2	No relaxation
Chlorine Residual	mg/L	0.2	0.2	1

Thus, both Yamuna and Ganga waters are being effectively treated using appropriate technologies tailored to each source.


Impact on the citizens of the Agra due to shutdown of Tehri dam for 45 days

As per the discussion of General Manager of the Jalkal Vibhag, Nagar Nigam Agra with administrative engineers from the Irrigation and Water Resources Department, it is to mention that "the Ganga River primarily originates from two sources - the Bhagirathi River and the Alaknanda River, merging at Devprayag. In June, the Alaknanda River contributes around 75-80% of the total flow of the

[Handwritten signature]

thereafter. Additionally, based on available data since the commissioning of the 150 km pipeline from the sedimentation tank at the Upper Ganga Canal in Dec-2018, the maximum shutdown of water from Tehri lasted for 24-48 hours

2. As mentioned earlier, the Yamuna water supplied to the citizens of Agra undergoes advanced treatment using Moving Bed Biofilm Reactor (MBBR) technology followed by CMF, making it fit for drinking as per the standards of IS 10500:2012
3. It is also to be noted that a strategic and multi-faceted approach have been taken to ensure the continued supply of potable water to the citizens of Agra, and we are effectively managing water quality and supply despite the challenges posed by pollution, seasonal disruptions, and growing urban demand. The advanced technologies employed, including biological treatment and membrane filtration, have allowed us to treat even the complex quality of Yamuna water and ensure it meets potable water standards.
4. Our proactive measures, such as increasing plant capacity during crises and utilizing alternative sources, when necessary, have proven successful in mitigating potential water shortages. Through these initiatives, we remain committed to delivering safe and clean drinking water to Agra's residents, while complying with environmental norms and upholding the principles of sustainable water management.



General Manager

Jalkal Vibhag Nagar Nigam
Agra

Ganga, while the Bhagirathi River contributes 20-25%. Even if the Bhagirathi River stops flowing in June, a significant portion will still receive water from the Alaknanda River. This capacity can be further enhanced by utilizing storage tanks constructed on the Alaknanda River. Additionally, it was noted that the commencement of the monsoon season in the mountainous regions of Uttarakhand in June would mitigate any significant impact of the shutdown of water discharge from the Tehri Dam. It was assured in the discussions with officials from the visit and Irrigation Department that despite the 45-day shutdown at the Tehri Dam, Agra city will continue to receive 150 cusecs of water, with occasional disruptions for a few hours."

Accordingly as per the above discussions, during the shutdown period of the Tehri Dam from 15-05-2024 to 30-06-2024, there was a temporary unavailability of Ganga water for only 24 hours, which was restored thereafter. In this regard, a letter dated 08.05.2024 was also sent by Municipal Commissioner, Agra to the Principal Secretary, Department of Irrigation, U.P requesting them to ensure sufficient flow of Ganga water in the upper Ganga canal in view of maintaining smooth water supply in Agra city.

That in relation to the news item published in the edition of the News18 dt. 12.05.2024 and in the daily newspaper Amar Ujala on dt. 13.05.2024, letter dated 13.05.2024 has been issued as denial in various News Papers and informed that under the Agra water supply (Ganga Jal) project, Ganga water is obtained from upper Ganga canal (Palra district Bulandshar) and used for water supply from Sikandra Jalkal and Jeoni Mandi Jalkal.

Crisis Management

1. During the monsoon season, high silt content in the Ganga water canal caused by soil erosion in the river's upper catchment results in periodic closures by the irrigation department for few days. During these intervals, the quality of Yamuna water improves, allowing it to be treated using conventional water treatment plants. Yamuna water is treated at the Jeoni Mandi plant to maintain the city's water supply during these periods. The observed raw water quality during the monsoon period is as follows:

Characteristics	Units	Raw water inlet
Alkalinity	mg/L	300 - 320
Turbidity	NTU	150 - 220
BOD	mg/L	2.0 - 8.0
NH3-N	mg/L	5.0 - 6.0

2. Additionally, under normal conditions, the advanced water treatment plant at Sikandra supplies approximately 80 MLD of treated water daily. During water crises, the plant operates at its full capacity of 144 MLD to compensate for any shortfall in Ganga water supply, ensuring that Agra's water demand is consistently met.

This approach ensures the effective management of potential water crises in Agra during short-term disruptions.

Conclusion

1. During the shutdown period of the Tehri Dam from 15-05-2024 to 30-06-2024, there was a temporary unavailability of Ganga water for only 24 hours, which was restored

Handwritten signature

Comparison of Lab test analysis of Ganga Water & Yamuna Water

S.No.	Characteristics	Units	Permissible Limit of treatment using Conventional WTP as per CPCB & BIS	Ganga Water at Mathura (Mat Branch)	Yamuna River at Agra
1	pH	-	6.5 – 8.5	8.75	7.1 - 8.28
2	Chloride	mg/L	600	16	264
3	TDS	mg/L	2000	190	250 - 1400
4	BOD	mg/L	<3.0	0.6	7.0 - 26.0
5	COD	mg/L	<10.0	5.1	27 - 83
6	NH ₃ -N	mg/L	-	-	18



A-4

42



144 MLD Conventional Water Treatment Plant at Sikandra, Agra

Daily LAB ANALYSIS REPORT for the month of June ,2024
Limits As Per IS 10500:2012

Characrristics	TURBIDITY	pH	TDS	Chlorine Residual
Units	NTU	-	mg/L	mg/L
Acceptable limits	1	6.5 to 8.5	500	0.2
Permissible Limits	5.0	No Relaxation	2000	1.0
Treated Water value	0.4-0.5	7.4-8.0	80-100	0.2
01-Jun-24	0.45	7.52	88	0.7
02-Jun-24	0.44	7.64	91	0.7
03-Jun-24	0.49	7.64	85	0.6
04-Jun-24	0.42	7.63	86	0.7
05-Jun-24	0.49	7.60	86	0.7
06-Jun-24	0.42	7.62	84	0.6
07-Jun-24	0.44	7.56	86	0.7
08-Jun-24	0.49	7.56	88	0.7
09-Jun-24	0.46	7.58	86	0.7
10-Jun-24	0.44	7.54	88	0.7
11-Jun-24	0.46	7.53	87	0.7
12-Jun-24	0.41	7.54	88	0.7
13-Jun-24	0.42	7.49	84	0.6
14-Jun-24	0.46	7.54	93	0.5
15-Jun-24	0.49	7.51	94	0.8
16-Jun-24	0.41	7.58	94	0.8
17-Jun-24	0.40	7.56	86	0.7
18-Jun-24	0.46	7.56	89	0.7
19-Jun-24	0.48	7.50	89	0.7
20-Jun-24	0.46	7.46	93	0.8
21-Jun-24	0.49	7.56	88	0.7
22-Jun-24	0.42	7.58	92	0.8
23-Jun-24	0.43	7.51	91	0.8
24-Jun-24	0.46	7.42	83	0.6
25-Jun-24	0.49	7.41	88	0.7
26-Jun-24	0.48	7.48	82	0.6
27-Jun-24	0.46	7.46	92	0.8
28-Jun-24	0.45	7.49	91	0.8
29-Jun-24	0.46	7.42	93	0.8
30-Jun-24	0.44	7.41	91	0.8
14-Jun-24	0.49	7.51	93	0.7
15-Jun-24	0.49	7.51	94	0.8
16-Jun-24	0.41	7.58	94	0.8
17-Jun-24	0.40	7.56	86	0.7
18-Jun-24	0.46	7.56	89	0.7
19-Jun-24	0.48	7.50	89	0.7
20-Jun-24	0.46	7.46	93	0.8
21-Jun-24	0.49	7.56	88	0.7
22-Jun-24	0.42	7.58	92	0.8
23-Jun-24	0.43	7.51	91	0.8
24-Jun-24	0.46	7.42	83	0.6
25-Jun-24	0.49	7.41	88	0.7
26-Jun-24	0.48	7.48	82	0.6
27-Jun-24	0.46	7.46	92	0.8
28-Jun-24	0.45	7.49	91	0.8
29-Jun-24	0.46	7.42	93	0.8
30-Jun-24	0.44	7.41	91	0.8

PMM
(M/S BT)

APW
(APE)


[Signature]
परियोजना अभियन्ता
गंगाजल परियोजना इकाई
उ०प्र० जल निगम (नगरीय), आगरा


144 MLD Conventional Water Treatment Plant at Sikandra, Agra				
Daily LAB ANALYSIS REPORT for the month of July, 2024				
Limits As Per IS 10500:2012				
Characteristics	TURBIDITY	pH	TDS	Chlorine Residual
Units	NTU	-	mg/L	mg/L
Acceptable limits	1	6.5 to 8.5	500	0.2
Permissible Limits	5.0	No Relaxation	2000	1.0
Treated Water value	0.4-0.5	7.4-8.0	80-130	0.2
01-Jul-24	0.42	7.41	96	0.7
02-Jul-24	0.43	7.44	92	0.7
03-Jul-24	0.41	7.36	85	0.6
04-Jul-24	0.44	7.52	88	0.6
05-Jul-24	0.48	7.49	87	0.6
06-Jul-24	0.49	7.32	85	0.6
07-Jul-24	0.46	7.35	98	0.7
08-Jul-24	0.48	7.36	86	0.6
09-Jul-24	0.39	7.35	88	0.6
10-Jul-24	0.41	7.38	94	0.9
11-Jul-24	0.49	7.32	89	0.6
12-Jul-24	0.48	7.36	86	0.6
13-Jul-24	0.41	7.39	92	0.7
14-Jul-24	0.44	7.34	103	0.9
15-Jul-24	0.48	7.33	99	0.9
16-Jul-24	0.46	7.38	96	0.7
17-Jul-24	0.49	7.36	86	0.6
18-Jul-24	0.44	7.32	91	0.7
19-Jul-24	0.41	7.31	89	0.6
20-Jul-24	0.49	7.30	88	0.6
21-Jul-24	0.48	7.32	86	0.6
22-Jul-24	0.44	7.30	82	0.6
23-Jul-24	0.42	7.38	86	0.6
24-Jul-24	0.40	7.30	85	0.6
25-Jul-24	0.42	7.29	84	0.6
26-Jul-24	0.47	7.28	89	0.7
27-Jul-24	0.48	7.31	82	0.6
28-Jul-24	0.46	7.36	84	0.6
29-Jul-24	0.49	7.40	86	0.6
30-Jul-24	0.48	7.28	88	0.6
31-Jul-24	0.46	7.32	91	0.6

[Signature]
(M/S.E.T.)


[Signature]
(A.P.E.)

[Signature]
परियोजना अभियन्ता
गंगाजल परियोजना इकाई
उ०प्र० जल निगम (नगरीय), आगरा

	144 MLD Conventional Water Treatment Plant at Sikandra, Agra			
	Daily LAB ANALYSIS REPORT for the month of August, 2024			
	Limits As Per IS 10500:2012			
Characteristics	TURBIDITY	pH	TDS	Chlorine Residual
Units	NTU	-	mg/L	mg/L
Acceptable limits	1	6.5 to 8.5	500	0.2
Permissible Limits	5.0	No Relaxation	2000	1.0
Treated Water value	0.4-0.5	7.4-8.0	80-130	0.2
01-Aug-24	0.47	7.31	91	0.7
02-Aug-24	0.45	7.34	93	0.5
03-Aug-24	0.41	7.28	96	0.5
04-Aug-24	0.44	7.30	90	0.4
05-Aug-24	0.48	7.29	98	0.5
06-Aug-24	0.46	7.31	99	0.6
07-Aug-24	0.48	7.29	95	0.5
08-Aug-24	0.43	7.28	95	0.5
09-Aug-24	0.48	7.29	102	0.5
10-Aug-24	0.45	7.31	103	0.5
11-Aug-24	0.41	7.29	108	0.9
12-Aug-24	0.44	7.31	101	0.5
13-Aug-24	0.49	7.36	112	0.8
14-Aug-24	0.42	7.29	110	0.4
15-Aug-24	0.48	7.36	112	0.3
16-Aug-24	0.44	7.32	110	0.5
17-Aug-24	0.49	7.31	101	0.3
18-Aug-24	0.44	7.35	112	0.5
19-Aug-24	0.47	7.28	128	0.5
20-Aug-24	0.44	7.33	122	0.5
21-Aug-24	0.45	7.45	89	0.5
22-Aug-24	0.44	7.30	82	0.7
23-Aug-24	0.42	7.38	86	0.5
24-Aug-24	0.40	7.30	85	0.5
25-Aug-24	0.42	7.29	84	0.5
26-Aug-24	0.42	7.35	112	0.4
27-Aug-24	0.44	7.33	118	0.5
28-Aug-24	0.48	7.35	130	0.5
29-Aug-24	0.46	7.31	118	0.7
30-Aug-24	0.44	7.28	112	0.5
31-Aug-24	0.45	7.15	118	0.4


(M.K.R.T.)


A.B.S.


परियोजना अभियन्ता
गंगाजल परियोजना इकाई
उ०प्र० जल निगम (नगरीय), आगरा

Characteristics	Alkalinity	Colour	BOD	NH3-N	Chlorine Residual
Units	mg/L	PtCo	mg/L	mg/L	mg/L
Acceptable limits	200	5	2	2	0.2
Permissible Limits	600.0	15	No Relaxation	No Relaxation	1.0
Treated Water Value	140-170	2.0-5.0	1.0-2.0	0.2-0.4	0.2-1.0
01-Jun-24	152.0	3.0	1.0	0.3	0.7
02-Jun-24	149.0	3.0	1.1	0.2	0.5
03-Jun-24	148.0	2.0	1.2	0.2	0.5
04-Jun-24	155.0	3.0	1.2	0.4	0.4
05-Jun-24	149.0	3.0	1.1	0.2	0.5
06-Jun-24	149.0	2.0	1.1	0.2	0.6
07-Jun-24	146.0	2.0	1.2	0.2	0.5
08-Jun-24	148.0	2.0	1.2	0.3	0.5
09-Jun-24	149.0	3.0	1.2	0.2	0.5
10-Jun-24	149.0	3.0	1.2	0.2	0.5
11-Jun-24	145.0	3.0	1.2	0.3	0.9
12-Jun-24	149.0	3.0	1.2	0.2	0.5
13-Jun-24	149.0	3.0	1.2	0.2	0.8
14-Jun-24	149.0	3.0	1.2	0.2	0.4
15-Jun-24	149.0	2.0	1.2	0.3	0.3
16-Jun-24	149.0	2.0	1.2	0.2	0.5
17-Jun-24	149.0	3.0	1.2	0.2	0.3
18-Jun-24	148.0	3.0	1.2	0.3	0.5
19-Jun-24	150.0	3.0	1.2	0.2	0.5
20-Jun-24	149.0	3.2	1.1	0.2	0.5
21-Jun-24	147.0	3.0	1.2	0.3	0.5
22-Jun-24	149.0	3.0	1.2	0.2	0.7
23-Jun-24	147.0	3.0	1.2	0.2	0.5
24-Jun-24	146.0	3.0	1.1	0.3	0.5
25-Jun-24	150.0	3.0	1.2	0.2	0.5
26-Jun-24	149.0	3.0	1.0	0.2	0.4
27-Jun-24	146.0	2.0	1.2	0.2	0.5
28-Jun-24	147.0	3.0	1.0	0.3	0.5
29-Jun-24	149.0	2.0	1.2	0.2	0.7
30-Jun-24	149.0	2.0	1.2	0.2	0.5

[Signature]

[Signature]
(OPER., PSM)

[Signature]
परियोजना अभियंता
गंगाजल परियोजना इकाई
उत्प्रेम जल निगम (नगरीय), आगरा

Characteristics	Alkalinity	Colour	BOD	NH3-N	Chlorine Residual
Units	mg/L	PtCo	mg/L	mg/L	mg/L
Acceptable limits	200	5	2	2	0.2
Permissible Limits	600.0	15	No Relaxation	No Relaxation	1.0
Treated Water Value	140-170	2.0-5.0	1.0-2.0	0.2-0.4	0.2-1.0
01-Jul-24	165.0	2.0	1.2	0.2	0.8
02-Jul-24	160.0	2.0	1.2	0.2	0.7
03-Jul-24	155.0	2.0	1.1	0.2	0.4
04-Jul-24	155.0	3.0	1.2	0.4	0.4
05-Jul-24	149.0	3.0	1.1	0.3	0.5
06-Jul-24	146.0	2.0	1.1	0.2	0.6
07-Jul-24	165.0	2.0	1.2	0.2	0.5
08-Jul-24	148.0	3.0	1.1	0.3	0.5
09-Jul-24	149.0	3.0	1.2	0.2	0.5
10-Jul-24	166.0	3.0	1.2	0.2	0.7
11-Jul-24	145.0	3.0	1.2	0.3	0.9
12-Jul-24	149.0	3.0	1.2	3.0	0.5
13-Jul-24	156.0	2.0	1.2	0.2	0.8
14-Jul-24	145.0	3.0	1.2	0.2	0.8
15-Jul-24	149.0	2.0	1.2	0.3	0.7
16-Jul-24	149.0	2.0	1.2	0.4	0.5
17-Jul-24	149.0	3.0	1.1	0.2	0.3
18-Jul-24	148.0	3.0	1.2	0.3	0.5
19-Jul-24	150.0	3.0	1.2	0.2	0.5
20-Jul-24	152.0	3.2	1.1	0.2	0.5
21-Jul-24	147.0	3.0	1.2	0.3	0.5
22-Jul-24	155.0	3.0	1.2	0.2	0.7
23-Jul-24	147.0	2.0	1.2	0.2	0.5
24-Jul-24	146.0	3.0	1.1	0.3	0.5
25-Jul-24	150.0	3.0	1.2	0.2	0.5
26-Jul-24	149.0	3.0	1.0	0.2	0.5
27-Jul-24	146.0	2.0	1.2	0.2	0.6
28-Jul-24	147.0	3.0	1.0	0.3	0.5
29-Jul-24	166.0	2.0	1.2	0.2	0.7
30-Jul-24	149.0	2.0	1.2	0.3	0.5
31-Jul-24	158.0	2.0	1.2	0.3	0.4

(Signature)

(Signature)

परियोजना आभयन्ता
गंगाजल परियोजना इकाई
उ०प्र० जल निगम (नगरीय), आगरा

144 MLD Advance Water Treatment Plant (MBBR Based) at Sikandra, Agra


Daily LAB ANALYSIS REPORT for the month of August, 2024

Limits As Per IS 10500:2012

Characteristics	Alkalinity	Colour	BOD	NH3-N	Chlorine Residual
Units	mg/L	PtCo	mg/L	mg/L	mg/L
Acceptable limits	200	5	2	2	0.2
Permissible Limits	600.0	15	No Relaxation	No Relaxation	1.0
Treated Water Value	140-170	2.0-5.0	1.0-2.0	0.2-0.4	0.2-1.0
01-Aug-24	163.0	3.0	1.0	0.4	0.8
02-Aug-24	162.0	3.0	1.1	0.2	0.5
03-Aug-24	158.0	2.0	1.2	0.3	0.5
04-Aug-24	167.0	3.0	1.2	0.4	0.6
05-Aug-24	149.0	3.0	1.1	0.2	0.5
06-Aug-24	149.0	2.0	1.1	0.2	0.7
07-Aug-24	146.0	2.0	1.2	0.2	0.5
08-Aug-24	148.0	2.0	1.2	0.2	0.6
09-Aug-24	149.0	3.0	1.2	0.2	0.5
10-Aug-24	149.0	3.0	1.2	0.3	0.5
11-Aug-24	145.0	3.0	1.2	0.3	0.9
12-Aug-24	149.0	3.0	1.2	0.2	0.7
13-Aug-24	149.0	3.0	1.2	0.3	0.8
14-Aug-24	149.0	3.0	1.2	0.2	0.4
15-Aug-24	149.0	2.0	1.2	0.3	0.3
16-Aug-24	149.0	2.0	1.2	0.3	0.5
17-Aug-24	149.0	3.0	1.2	0.2	0.3
18-Aug-24	148.0	3.0	1.2	0.3	0.5
19-Aug-24	150.0	3.0	1.2	0.2	0.5
20-Aug-24	149.0	3.2	1.1	0.4	0.5
21-Aug-24	147.0	3.0	1.2	0.3	0.5
22-Aug-24	149.0	3.0	1.2	0.2	0.7
23-Aug-24	147.0	3.0	1.2	0.2	0.5
24-Aug-24	146.0	3.0	1.1	0.3	0.5
25-Aug-24	150.0	3.0	1.2	0.2	0.5
26-Aug-24	149.0	3.0	1.0	0.4	0.4
27-Aug-24	146.0	2.0	1.2	0.2	0.5
28-Aug-24	147.0	3.0	1.0	0.3	0.5
29-Aug-24	149.0	2.0	1.2	0.2	0.7
30-Aug-24	149.0	2.0	1.2	0.2	0.6
31-Aug-24	150.0	2.0	1.2	0.2	0.8

[Handwritten Signature]

[Handwritten Signature]
ABE


 परियोजना अभियन्ता
 बग्गाजल परियोजना इकाई
 उग्रो जल निगम (नगरीय), आगरा

VOLTAS

225 MLD Conventional Water Treatment Plant at Jeoni Mandi, Agra

Daily LAB ANALYSIS REPORT for the month of June, 2024

Limits As Per IS 10500:2012

Characteristics	TURBIDITY	pH	TDS	Chlorine Residual
Units	NTU	-	mg/L	mg/L
Acceptable limits	1	6.5 to 8.5	500	0.2
Permissible Limits	5.0	No Relaxation	2000	1.0
Treated Water value	0.4-0.5	7.4-8.0	110-150	0.2
01-Jun-24	0.46	7.42	130	0.6
02-Jun-24	0.48	7.44	130	0.6
03-Jun-24	0.47	7.45	130	0.5
04-Jun-24	0.48	7.41	128	0.7
05-Jun-24	0.46	7.42	130	0.7
06-Jun-24	0.48	7.45	128	0.5
07-Jun-24	0.46	7.42	130	0.5
08-Jun-24	0.47	7.44	124	0.6
09-Jun-24	0.48	7.43	132	0.5
10-Jun-24	0.47	7.45	124	0.4
11-Jun-24	0.49	7.46	126	0.5
12-Jun-24	0.48	7.43	128	0.8
13-Jun-24	0.47	7.44	126	0.9
14-Jun-24	0.47	7.44	123	0.7
15-Jun-24	0.48	7.42	128	0.9
16-Jun-24	0.46	7.45	126	0.9
17-Jun-24	0.47	7.45	129	0.8
18-Jun-24	0.46	7.45	130	0.9
19-Jun-24	0.46	7.43	128	0.8
20-Jun-24	0.46	7.42	131	0.8
21-Jun-24	0.47	7.44	128	0.9
22-Jun-24	0.46	7.44	132	0.9
23-Jun-24	0.47	7.43	130	0.8
24-Jun-24	0.46	7.45	128	0.9
25-Jun-24	0.49	7.45	130	0.8
26-Jun-24	0.45	7.46	128	0.9
27-Jun-24	0.46	7.45	126	0.8
28-Jun-24	0.46	7.45	128	0.9
29-Jun-24	0.45	7.46	126	0.8
30-Jun-24	0.47	7.45	124	0.4
14-Jun-24	0.49	7.46	126	0.5
15-Jun-24	0.48	7.43	128	0.8
16-Jun-24	0.47	7.44	126	0.9
17-Jun-24	0.47	7.44	123	0.7
18-Jun-24	0.48	7.42	128	0.9
19-Jun-24	0.46	7.45	126	0.9
20-Jun-24	0.47	7.45	129	0.8
21-Jun-24	0.46	7.45	130	0.9
22-Jun-24	0.46	7.43	128	0.8
23-Jun-24	0.46	7.42	131	0.8
24-Jun-24	0.47	7.44	128	0.9
25-Jun-24	0.46	7.44	132	0.9
26-Jun-24	0.47	7.43	130	0.8
27-Jun-24	0.46	7.45	128	0.9
28-Jun-24	0.49	7.45	130	0.8
29-Jun-24	0.45	7.46	128	0.9
30-Jun-24	0.46	7.45	126	0.8

[Signature]
(M/S Voltas)

[Signature]
[Date]

[Signature]
परियोजना आभयन्ता
गंगाजल परियोजना इकाई
उ०प्र० जल निगम (नगरीय), आगरा

VOLTA S	225 MLD Conventional Water Treatment Plant at Jeoni Mandi, Agra			
	Daily LAB ANALYSIS REPORT for the month of July, 2024			
	Limits As Per IS 10500:2012			
Characteristics	TURBIDITY	pH	TDS	Chlorine Residual
Units	NTU	-	mg/L	mg/L
Acceptable limits	1	6.5 to 8.5	500	0.2
Permissible Limits	5.0	No Relaxation	2000	1.0
Treated Water value	0.4-0.5	7.4-8.0	110-150	0.2
01-Jul-24	0.46	7.44	128	0.6
02-Jul-24	0.45	7.44	126	0.6
03-Jul-24	0.49	7.43	118	0.5
04-Jul-24	0.45	7.46	119	0.7
05-Jul-24	0.45	7.44	118	0.7
06-Jul-24	0.46	7.43	119	0.5
07-Jul-24	0.46	7.46	122	0.5
08-Jul-24	0.47	7.45	124	0.6
09-Jul-24	0.48	7.45	125	0.5
10-Jul-24	0.47	7.46	124	0.4
11-Jul-24	0.49	7.46	126	0.5
12-Jul-24	0.48	7.43	122	0.8
13-Jul-24	0.49	7.45	126	0.9
14-Jul-24	0.47	7.46	125	0.7
15-Jul-24	0.48	7.45	126	0.9
16-Jul-24	0.46	7.44	124	0.9
17-Jul-24	0.46	7.46	124	0.8
18-Jul-24	0.48	7.43	122	0.9
19-Jul-24	0.46	7.42	122	0.8
20-Jul-24	0.46	7.45	123	0.8
21-Jul-24	0.47	7.45	122	0.9
22-Jul-24	0.48	7.45	120	0.9
23-Jul-24	0.45	7.44	121	0.8
24-Jul-24	0.48	7.54	124	0.9
25-Jul-24	0.47	7.46	122	0.8
26-Jul-24	0.45	7.43	128	0.9
27-Jul-24	0.46	7.46	125	0.8
28-Jul-24	0.48	7.45	126	0.9
29-Jul-24	0.49	7.44	124	0.8
30-Jul-24	0.48	7.44	124	0.9
31-Jul-24	0.48	7.45	125	0.8

Se
(M)svoltas

BSM
1988

[Signature]
परियोजना अभियन्ता
गंगाजल परियोजना इकाई
उ०प्र० जल निगम (नगरीय), आगरा



225 MLD Conventional Water Treatment Plant at Jeoni Mandi, Agra

Daily LAB ANALYSIS REPORT for the month of August, 2024

Limits As Per IS 10500:2012

Characteristics	TURBIDITY	pH	TDS	Chlorine Residual
Units	NTU	-	mg/L	mg/L
Acceptable limits	1	6.5 to 8.5	500	0.2
Permissible Limits	5.0	No Relaxation	2000	1.0
Treated Water value	0.4-0.5	7.4-8.0	80-130	0.2
01-Aug-24	0.47	7.33	91	0.7
02-Aug-24	0.45	7.34	93	0.5
03-Aug-24	0.41	7.28	96	0.5
04-Aug-24	0.44	7.30	90	0.4
05-Aug-24	0.48	7.29	98	0.5
06-Aug-24	0.46	7.31	99	0.6
07-Aug-24	0.48	7.29	95	0.5
08-Aug-24	0.43	7.28	95	0.5
09-Aug-24	0.48	7.29	102	0.5
10-Aug-24	0.45	7.31	103	0.5
11-Aug-24	0.41	7.29	108	0.9
12-Aug-24	0.44	7.31	101	0.5
13-Aug-24	0.49	7.36	112	0.8
14-Aug-24	0.42	7.29	110	0.4
15-Aug-24	0.48	7.36	112	0.3
16-Aug-24	0.44	7.32	110	0.5
17-Aug-24	0.49	7.31	101	0.3
18-Aug-24	0.44	7.35	112	0.5
19-Aug-24	0.47	7.28	128	0.5
20-Aug-24	0.44	7.33	122	0.5
21-Aug-24	0.00	0.00	0	0.5
22-Aug-24	0.44	7.30	82	0.7
23-Aug-24	0.42	7.38	86	0.5
24-Aug-24	0.40	7.30	85	0.5
25-Aug-24	0.42	7.29	84	0.5
26-Aug-24	0.42	7.35	112	0.4
27-Aug-24	0.44	7.33	118	0.5
28-Aug-24	0.48	7.35	130	0.5
29-Aug-24	0.46	7.31	118	0.7
30-Aug-24	0.44	7.28	112	0.5
31-Aug-24	0.45	7.15	118	0.4

[Handwritten Signature]
(M/S ET)

[Handwritten Signature]
(M/S)

[Handwritten Signature]
परियोजना अभियन्ता
गंगाजल परियोजना इकाई
उ०प्र० जल निगम (नगरीय), आगरा

कार्यालय नगर आयुक्त, नगर निगम, आगरा

पत्रांक ५७/७७७७/२५

दिनांक ०८/०५/२०२४

सेवा में,

प्रमुख सचिव,
सिंचाई विभाग,
उ०प्र० शासन, लखनऊ।

विषय:- आगरा/मथुरा नगरों की जलापूर्ति हेतु अपर गंगा कैनल के माध्यम से पालड़ा स्थित सैडीमेन्टेशन टैंक पर प्राप्त होने वाले गंगा जल की मात्रा में वृद्धि किये जाने के सम्बन्ध में

महोदय,

कृपया उपरोक्त विषयक अवगत कराना है कि आगरा एवं मथुरा नगरों की जलापूर्ति, पालड़ा में अपर गंगा कैनल पर निर्मित हैड रेगुलेटर से आगरा एवं मथुरा नगर में स्थित जल शोधन संयंत्रों पर कण्ड्यूट पाइप लाइन के माध्यम से प्राप्त होने वाले गंगाजल पर आधारित है।

उक्त के सम्बन्ध में परियोजना प्रबन्धक, गंगाजल परियोजना इकाई, उ०प्र० जल निगम (नगरीय), आगरा के पत्रांक 259/डब्ल्यू-23/22 दिनांक 02.05.2024 द्वारा अवगत कराया गया है कि पालड़ा स्थित सैडीमेन्टेशन टैंक पर गंगा जल की मांग, 370 एम.एल.डी. के सापेक्ष दिनांक 01.05.2024 को मात्र 250 एम.एल.डी. प्राप्त होने के दृष्टिगत अधिशासी अभियन्ता, अलीगढ़ खण्ड गंगा नहर, अलीगढ़ से हुई वार्ता में अवगत कराया गया कि बलीपुरा खण्ड की जल मांग 1600 क्यूसेक के सापेक्ष 720 क्यूसेक है जो कि 880 क्यूसेक कम है। कैनल के हैड पर जल की मात्रा में वृद्धि होने पर ही सैडीमेन्टेशन टैंक पर वांछित जल उपलब्ध हो सकेगा। सैडीमेन्टेशन टैंक पर दिनांक 03.05.2024 को प्रातः 9:00 बजे से 240 एम.एल.डी. गंगाजल प्राप्त हो रहा था।

उक्त के क्रम में अधीक्षण अभियन्ता, ड्रेनेज मण्डल, अलीगढ़ से दिनांक 02.05.2024 को दूरभाष पर हुई वार्ता में उनके द्वारा अवगत कराया गया है कि टिहरी बॉध से 6000 क्यूसेक जल के सापेक्ष कोई जल की मात्रा प्राप्त नहीं हो रही है, जिससे गंगा नदी में 12000 क्यूसेक के सापेक्ष केवल 6000 क्यूसेक का ही प्रवाह हो रहा है, जो कि आने वाले एक माह तक इसी स्थिति में रहने की सम्भावना है। पालड़ा स्थित सैडीमेन्टेशन टैंक पर दिनांक 03.05.2024 को प्रातः 9:00 बजे से मात्र 240 एम.एल.डी. गंगाजल प्राप्त हो रहा है जो कि आगरा एवं मथुरा नगर की कुल न्यूनतम मांग 370 एम.एल.डी. से 130 एम.एल.डी. कम है।

उक्त के दृष्टिगत अपर गंगा कैनल के माध्यम से वर्तमान में 150 क्यूसेक जल की मात्रा प्राप्त करने के लिये कैनल में न्यूनतम 850 क्यूसेक जल प्रवाह होना आवश्यक है जो कि मात्र 450 क्यूसेक ही रह गया है।

अतः आपसे अनुरोध है कि आगरा नगर में जलापूर्ति व्यवस्था सुचारू रखने के दृष्टिगत अपर गंगा कैनल में पर्याप्त मात्रा में गंगाजल प्रवाहित किये जाने हेतु सम्बन्धित को निर्देशित करने का कष्ट करें, ताकि आगरा नगर की जलापूर्ति सुचारू रूप से चलती रहे।

भवदीय

(अंकित खण्डलवाल)

नगर आयुक्त,
नगर निगम, आगरा।

पृ०सं० /तदैव/ तददिनांक

प्रतिलिपि :- निम्नलिखित को सूचनार्थ एवं आवश्यक कार्यवाही हेतु प्रेषित।

1. प्रमुख सचिव महोदय, नगर विकास विभाग, उ०प्र० शासन, लखनऊ।
2. प्रबन्ध निदेशक महोदय, उ०प्र० जल निगम, 6 राणा प्रताप मार्ग, लखनऊ।
3. आयुक्त महोदय, आगरा मण्डल, आगरा।
4. निदेशक महोदय, नगरीय निकाय निदेशालय, सेक्टर-7 गोमती नगर विस्तार, लखनऊ।
5. महाप्रबन्धक, जलकल विभाग, नगर निगम, आगरा।
6. परियोजना निदेशक, जायका सहायतित आगरा जल सम्पूर्ति योजना, उ०प्र० जल निगम (नगरीय), आगरा।
7. अधीक्षण अभियन्ता, निर्माण मण्डल, उ०प्र० जल निगम (नगरीय), आगरा।
8. परियोजना प्रबन्धक, गंगाजल परियोजना इकाई, उ०प्र० जल निगम (नगरीय), आगरा।

नगर आयुक्त,
नगर निगम आगरा।



कार्यालय महाप्रबन्धक, जलकल विभाग, नगर निगम, आगरा
OFFICE OF THE GENERAL MANAGER, JALKAL VIBHAG, NAGAR NIGAM, AGRA

दूरभाष नं० : 0562-2620382
ई-मेल : jalkalagra@gmail.com

पत्रांक 56 / जल निगम (पेयजल) / 11

दिनांक: 13 / 05 / 2024

सेवा में,

सम्पादक,
अमर उजाला, आगरा

सम्पादक,
दैनिक जागरण, आगरा

सम्पादक,
हिन्दुस्तान, आगरा

विषय:- आगरा जल सम्पूर्ति (गंगा जल) परियोजना के अन्तर्गत सिकन्दरा जलकल एवं जीवनी मण्डी जलकल से पोषित क्षेत्र में जलापूर्ति प्रभावित होने के दृष्टिगत विज्ञप्ति के सम्बन्ध में

महोदय,

उपरोक्त विषयक आगरा जल सम्पूर्ति (गंगा जल) परियोजना के अन्तर्गत अपर गंगा कैनल (पालड़ा जनपद बुलन्दशहर) से गंगा जल प्राप्त कर सिकन्दरा जलकल एवं जीवनी मण्डी जलकल से जलापूर्ति हेतु प्रयोग में लाया जाता है। सिंचाई विभाग से प्राप्त जानकारी के अनुसार टिहरी बाँध से 6000 क्यूसेक जल के सापेक्ष कोई जल की मात्रा प्राप्त नहीं हो रहा है जिससे गंगा नदी में 12000 क्यूसेक के सापेक्ष केवल 6000 क्यूसेक का ही प्रवाह हो रहा है। वर्तमान में पालड़ा निर्मित सैडीमेन्टेशन टैंकों पर पूर्ण 150 क्यूसेक स्राव प्राप्त हो रहा है एवं आगरा/मथुरा शहर में जलकल की मांग के अनुसार पर्याप्त गंगा जल प्राप्त हो रहा है।

दिनांक 13.05.2024 में दैनिक समाचार पत्र 'अमर उजाला' के पृष्ठ सं० 2 पर अंकित प्रकाशित "यमुना में बह रहे सीवेज को शोधित कर पिलायेगा जलकल" का पूर्ण रूप से खण्डन किया जाता है। पेयजल की मात्रा में किसी भी प्रकार के परिवर्तन होने पर जनमानस को सूचित किया जायेगा। अतः आपसे अनुरोध है कि जनसामान्य को सूचित करने हेतु निम्नानुसार प्रेस विज्ञप्ति समाचार पत्र में निःशुल्क प्रकाशित करने का कष्ट करें:-

"आगरा जल सम्पूर्ति (गंगा जल) परियोजना के अन्तर्गत अपर गंगा कैनल (पालड़ा जनपद बुलन्दशहर) से गंगा जल प्राप्त कर सिकन्दरा जलकल एवं जीवनी मण्डी जलकल से जलापूर्ति हेतु प्रयोग में लाया जाता है। सिंचाई विभाग से प्राप्त जानकारी के अनुसार टिहरी बाँध से 6000 क्यूसेक जल के सापेक्ष कोई जल की मात्रा प्राप्त नहीं हो रहा है जिससे गंगा नदी में 12000 क्यूसेक के सापेक्ष केवल 6000 क्यूसेक का ही प्रवाह हो रहा है। वर्तमान में पालड़ा निर्मित सैडीमेन्टेशन टैंकों पर पूर्ण 150 क्यूसेक स्राव प्राप्त हो रहा है एवं आगरा/मथुरा शहर में जलकल की मांग के अनुसार पर्याप्त गंगा जल प्राप्त हो रहा है। दिनांक 13.05.2024 में दैनिक समाचार पत्र 'अमर उजाला' के पृष्ठ सं० 2 पर अंकित प्रकाशित "यमुना में बह रहे सीवेज को शोधित कर पिलायेगा जलकल" का पूर्ण रूप से खण्डन किया जाता है।"

(एहतिशाम उद्दीन)
परियोजना प्रबन्धक

(कुलदीप सिंह)
महाप्रबन्धक

पृ०सं० एवं दिनांक:-उपरोक्तानुसार
प्रतिलिपि निम्नलिखित को सूचनार्थ प्रेषित:-

1. जिलाधिकारी महोदय, आगरा
2. नगर आयुक्त महोदय, नगर निगम, आगरा
3. अधीक्षण अभियन्ता, निर्माण मण्डल, उ०प्र० जल निगम (नगरीय), आगरा
4. परियोजना प्रबन्धक, गंगा जल परियोजना इकाई, उ०प्र० जल निगम (नगरीय), आगरा

महाप्रबन्धक



REGIONAL OFFICE

U.P. POLLUTION CONTROL BOARD

H. No. 14, SECTOR-3B, AWAS VIKAS SIKANDRA YOJANA, BODLA, AGRA-282007

Physico chemical and Bacteriological Characteristics of River Yamuna,

& Others at different sampling points Agra (January 2024 to August 2024)

S. No.	Location of sampling points	Date of sample collection	Organic Matter			Coliforms
			D.O	B.O.D	C.O.D	Total Coliforms MPN/100 ml
1	U/S Kailash Ghat, River Yamuna Agra	20.01.2024	6.9	7.6	13.0	9300
		14.02.2024	6.6	8.0	14.0	14000
		27.02.2024	7.0	8.4	16.0	11000
		11.03.2024	7.2	9.2	16.0	11000
		23.03.2024	7.3	8.8	22.0	-
		08.04.2024	7.2	9.6	17.0	11000
		26.04.2024	7.0	8.8	22.0	20000
		16.05.2024	7.2	10.0	17.0	11000
		25.05.2024	7.4	9.2	18.0	20000
		11.06.2024	7.1	9.6	18.0	11000
		26.06.2024	7.4	9.2	20.0	13000
		08.07.2024	7.3	6.4	16.0	9200
		27.07.2024	7.4	6.8	14.0	11000
		16.08.2024	7.0	6.4	13.0	9200
		30.08.2024	7.2	6.8	12.0	9200
2	U/S Water Works, Jeoni Mandi, River Yamuna Agra	20.01.2024	6.7	8.0	14.0	14000
		14.02.2024	6.4	8.8	16.0	20000
		27.02.2024	6.6	8.8	18.0	17000
		11.03.2024	6.5	9.6	18.0	14000
		23.03.2024	6.6	10.0	28.0	-
		08.04.2024	6.8	10.0	19.0	17000
		26.04.2024	6.5	10.8	26.0	43000
		16.05.2024	6.8	10.4	20.0	20000

Shri
SA 2/19/24

KL
ASO

		25.05.2024	6.0	10.4	20.0	21000
		11.06.2024	6.7	10.0	20.0	13000
		26.06.2024	6.4	10.0	22.0	17000
		08.07.2024	7.0	7.2	18.0	11000
		27.07.2024	6.5	7.6	16.0	14000
		16.08.2024	6.8	6.8	15.0	11000
		30.08.2024	6.5	7.2	14.0	11000
3	D/S Agra, Near Taj, River Yamuna Agra	20.01.2024	6.5	8.4	16.0	14000
		14.02.2024	6.0	9.6	18.0	26000
		27.02.2024	6.0	9.6	19.0	21000
		11.03.2024	6.2	10.4	20.0	21000
		23.03.2024	6.2	10.4	30.0	-
		08.04.2024	6.0	10.8	22.0	21000
		26.04.2024	6.5	10.8	24.0	43000
		16.05.2024	6.0	11.2	22.0	21000
		25.05.2024	6.0	10.8	20.0	43000
		11.06.2024	5.9	10.4	22.0	17000
		26.06.2024	6.1	10.8	24.0	21000
		08.07.2024	6.0	8.4	20.0	14000
		27.07.2024	6.0	8.0	17.0	17000
		16.08.2024	6.6	7.2	16.0	14000
30.08.2024	6.2	7.6	16.0	17000		

Note- All the parameters are expressed in mg/lit. Except pH and stated otherwise.

[Signature]
02/09/24
SCIENTIFIC ASSISTANT

[Signature]
02/09/24
ASST. SCIENTIFIC OFFICER

[Signature]
21/9/24
REGIONAL OFFICER